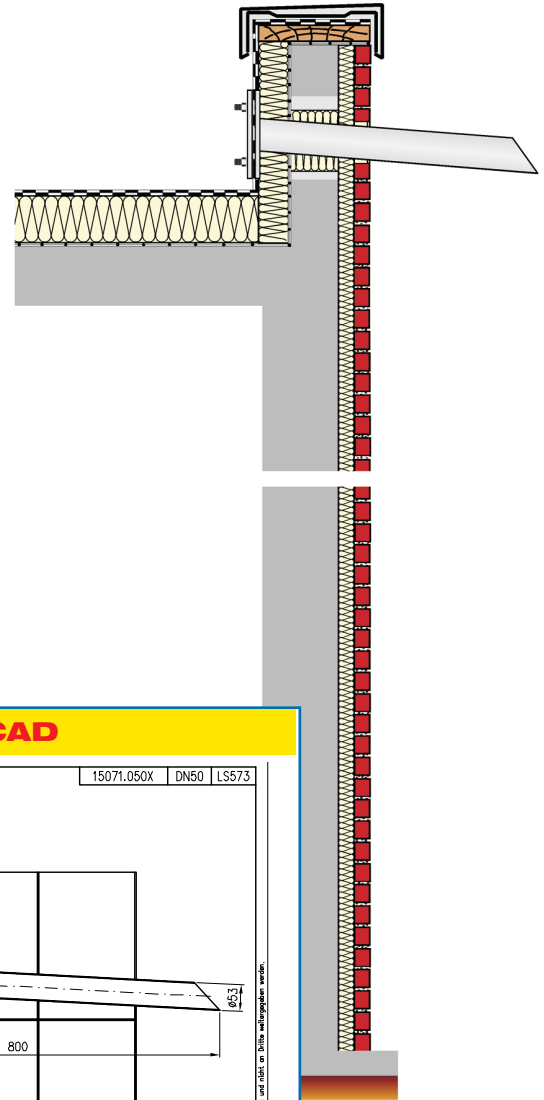


## Specification sheet LX 573

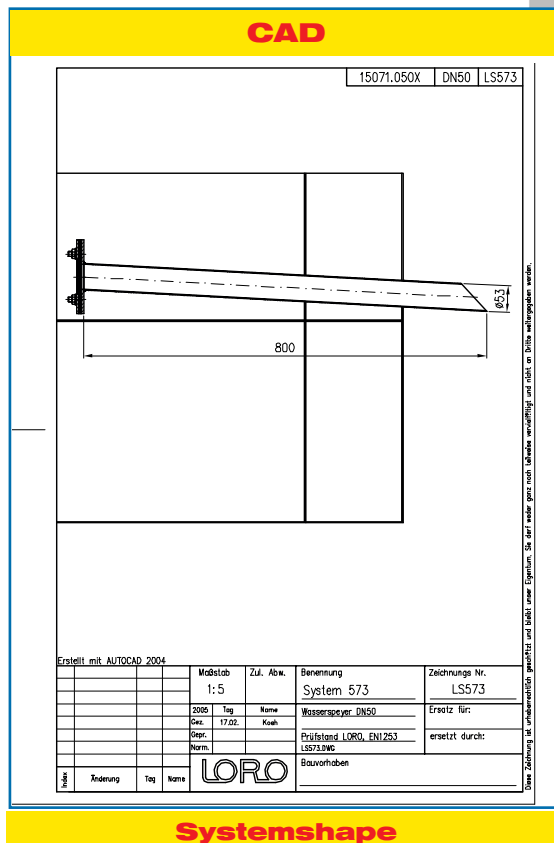
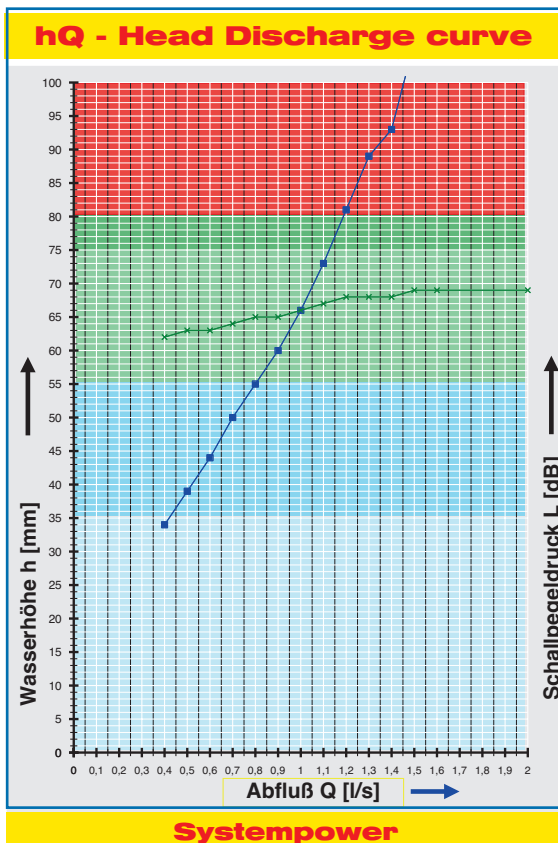
### Balcony drainage Spout with clamping flange

Emergency drainage	
Gravity flow	
Silent	
<b>Discharge rate:</b>	<b>0,4 l/sec</b>
<b>Water height:</b>	<b>35 mm</b>
<b>Roof penetration:</b>	<b>-</b>
<b>Diameter:</b>	<b>DN 50</b>
<b>LX-Number:</b>	<b>LX 573</b>
<b>Weir height:</b>	<b>35 mm</b>
<b>Drain:</b>	<b>-</b>
<b>Downpipe:</b>	<b>ventilated</b>
<b>Downpipe height:</b>	<b>-</b>
<b>Drainage:</b>	<b>on floor</b>



#### LX 573 Piece list

1 x Art.-No. 15071.050X, LORO-X Spout



Water height	mm	5	10	15	20	25	30	35	40	45	50	55	60	65	70	75
Discharge	l/sec							0,4	0,5	0,6	0,7	0,8	0,9	1,0	1,0	1,1
									<b>Silent</b>							

**LORO-X Spout****LX573-4X**

Drain Art.-No. 15071.050X  
Weight: 3,0 kg

**with clamping flange**

